

How to submit an Award Nomination

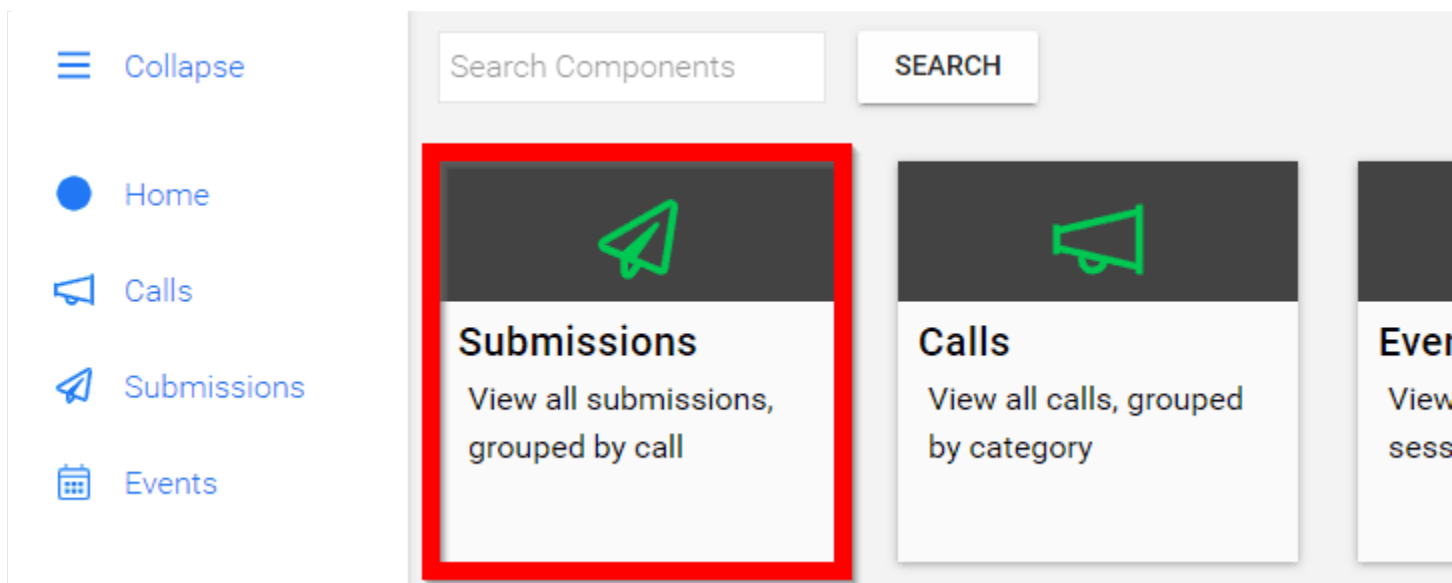
- Go to <https://crows.org/awards/>
- Click on the link below the award for which you want to submit a nomination.
- Log in using your AOC Credentials
- Fill out the nomination form.
- Hit submit

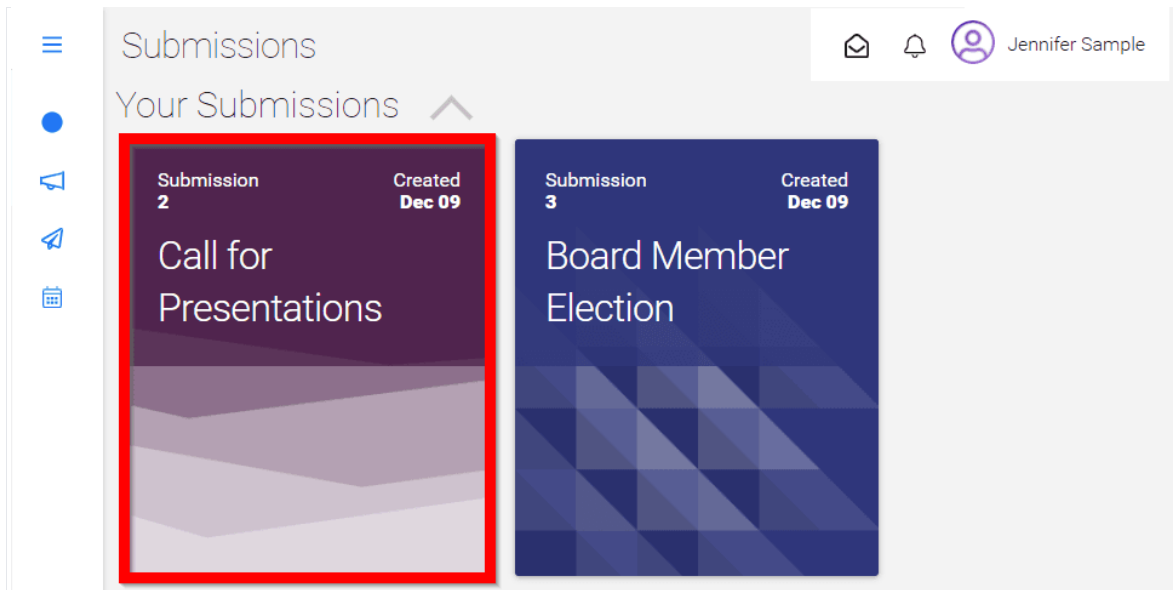
How to save a submission draft

- You can manually save your Submission at any time by clicking Save Draft in the top right. This allows you to leave your Submission and return to it later, picking up where you left off.
- To return to your saved draft, simply navigate to the desired Award Nomination and then select Continue Draft.

Edit a Submission

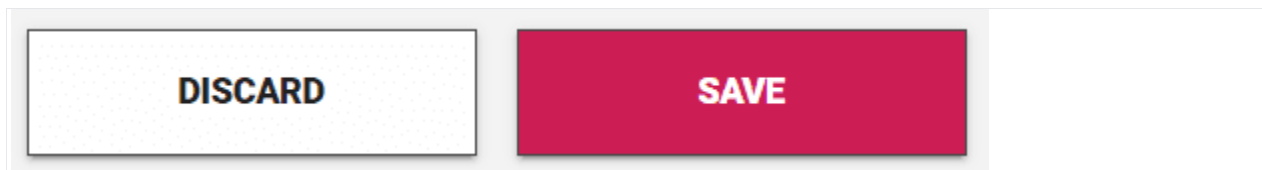
1. From the home screen, navigate to the **Submissions page – Select the desired submission**





3. From the Actions section, click Revise/Edit

4. Select **Save** after making necessary changes



If you do not see the option to **Edit** your Submission, contact Glorianne O’Neilin, Director of Membership Operations (oneilin@crow.org) or call 703-549-1600